

Sunday

Week 14

## BATTLES

Let God Fight Your Battles



Play CD or DVD for worship.



Pharaoh Says No-The Plagues Pg 88-91

Memory Verse: Isaiah 50:7 The Lord God will help me.



Have the kids act out some of the plagues (frogs, flies, livestock).



Talk about how God fights our battles for us; like when we get sick we take medicine and that fights our cold for us. If we are having trouble in our lives, we don't have to solve it. All we need to do is pray and let God take care of it.



Have kids repeat after you. **“ Thank You God that you fight my battles. Help me with \_\_\_\_\_. I trust You to take care of me and the battles that I face. In Jesus name, amen!”**



**2's:** 10 plagues color page.

**3-5's:** 10 Plagues wheel. Kids will color wheel and then help them put a brad in the middle connecting them.



©2014

# ALL ABOUT THE 10 PLAGUES

**1.** \_\_\_\_\_  
Exodus 7:17-21

**2. FROGS**  
Exodus 8:2-7

**DRAW THE FROGS.**

**3.** \_\_\_\_\_  
Exodus 8:16-18

**4. FLIES**  
Exodus 8:21-24

**DRAW THE FLIES.**

**MOSES and the 10 Plagues upon Egypt**

Then I will lay my hand on Egypt and with mighty acts of judgment I will bring out my divisions, my people the Israelites. And the Egyptians will know that I am the Lord.  
Exodus 7:4-5

**5.** \_\_\_\_\_  
Exodus 9:1-7

**6. BOILS**  
Exodus 9:8-10

**DRAW THE BOILS ON THE PERSON.**

**10. PLAGUE ON FIRSTBORN**  
Exodus 12:29-30

**9.** \_\_\_\_\_  
Exodus 10:21-23

**MAKE THE BACKGROUND DARK.**

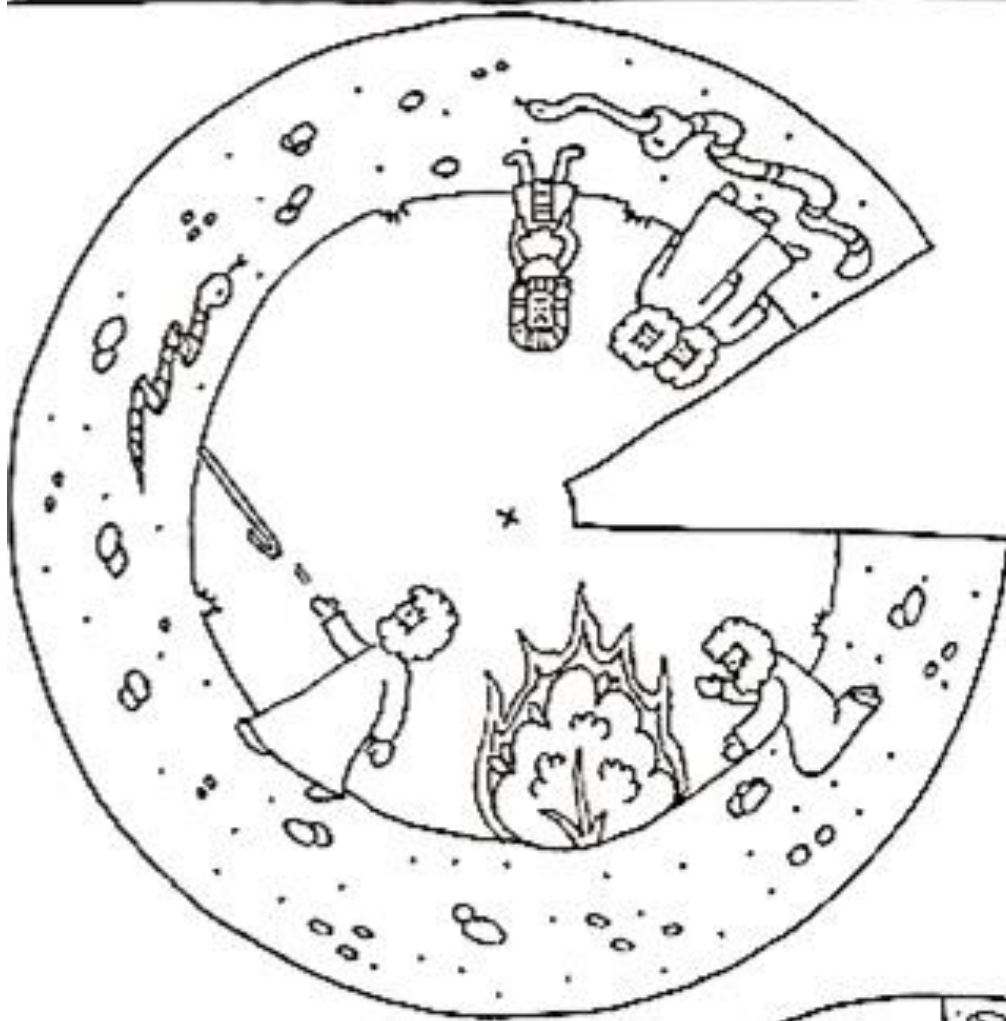
**8. LOCUSTS**  
Exodus 10:12-15

**DRAW THE LOCUSTS.**

**7.** \_\_\_\_\_  
Exodus 9:22-26

**DRAW THE HAIL.**





Print wheels on cardstock and pre-punch holes in the middle for a brad. 1 set per child.



Sunday

# Week 15

## THE EXODUS

### God Leads The Way



Play CD or DVD for worship.



The Exodus Pg 94-95

Memory Verse: Isaiah 50:7 The Lord God will help me.



Play follow the leader around the room pretending to escape from Egypt.



**“The Israelites left Egypt because Pharaoh said it was ok, but he decided to change his mind and started chasing after them. The Israelites were scared and didn’t know what to do. They have never fought a battle before. God guided them by day and by night. When we are afraid, we need to keep our eyes on God.”**



Have kids repeat after you. **“ Thank You God that you fight my battles. Help me with \_\_\_\_\_. I trust You to take care of me and the battles that I face. In Jesus name, amen!”**




**2's:** 10 plagues color page.

**3-5's:** Kids will glue cotton balls to the cloud and tissue paper to the fire.



**The LORD led the  
people with a  
pillar of cloud  
by day.**

Exodus 13:21



**The LORD led the  
people with a  
pillar of fire  
by night.**

Exodus 13:21



Sunday

# Week 16

## THE RED SEA

### God Makes a Way



Play CD or DVD for worship.



Crossing The Red Sea Pg 96-97

Memory Verse: Isaiah 50:7 The Lord God will help me.



Have the kids pretend like they are different kinds of fish (shark, turtle, jelly fish, eel, etc). Either play Simon Says or just call out different fish.



Talk with the kids about how God will make a way even when there looks like there is no way. Share with the kids about a time that God made a way for you in your life.



Have kids repeat after you. **“ Thank You God that You make a way for me when it looks like there is no possible way. Thank You that anything is possible to those who believe. I am asking for a miracle \_\_\_\_\_. In Jesus name, amen!”**



**2's:** Red Sea color page.


**3-5's:** Kids will glue brown strip to paper plate, glue Israelites to the brown strip and add fish stickers.



# Moses


The Heroes of the Bible

[WWW.ARTISTKIDCREATIONS.COM](http://WWW.ARTISTKIDCREATIONS.COM)



Moses led the Israelites out of Egypt. There were Egyptian soldiers chasing the Israelites when they arrived at the Red Sea. When Moses raised up his staff, God parted the waters and the Israelites walked through safely! (Exodus 14)

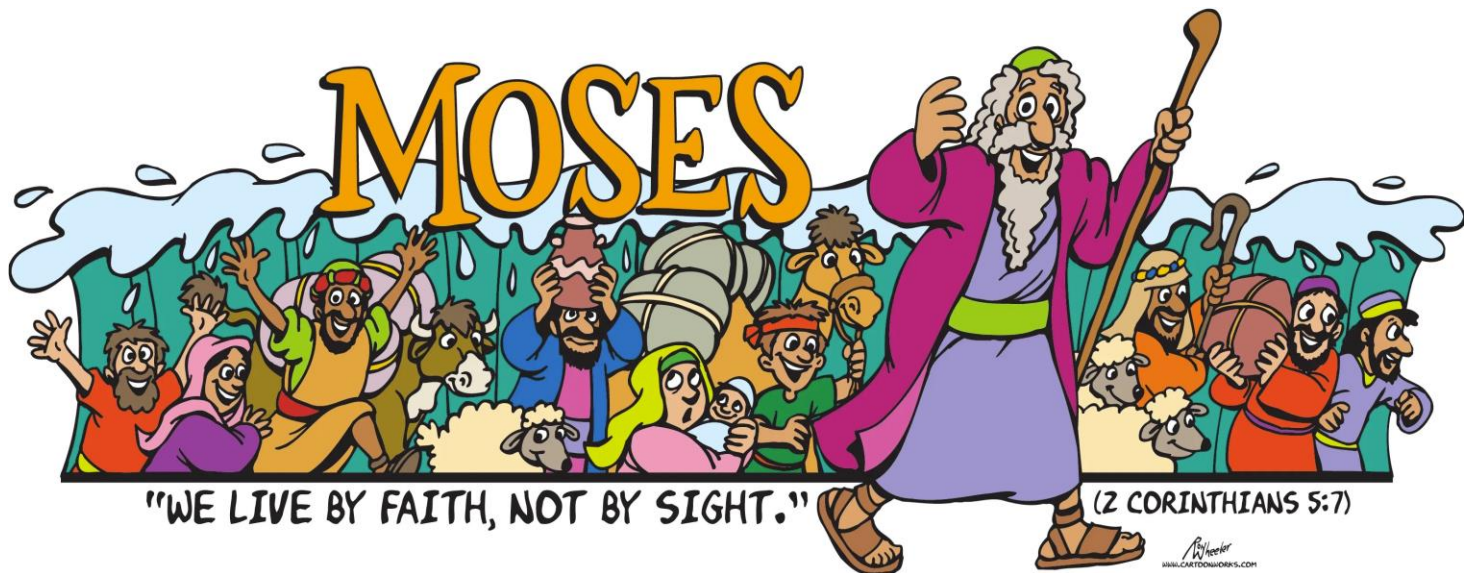
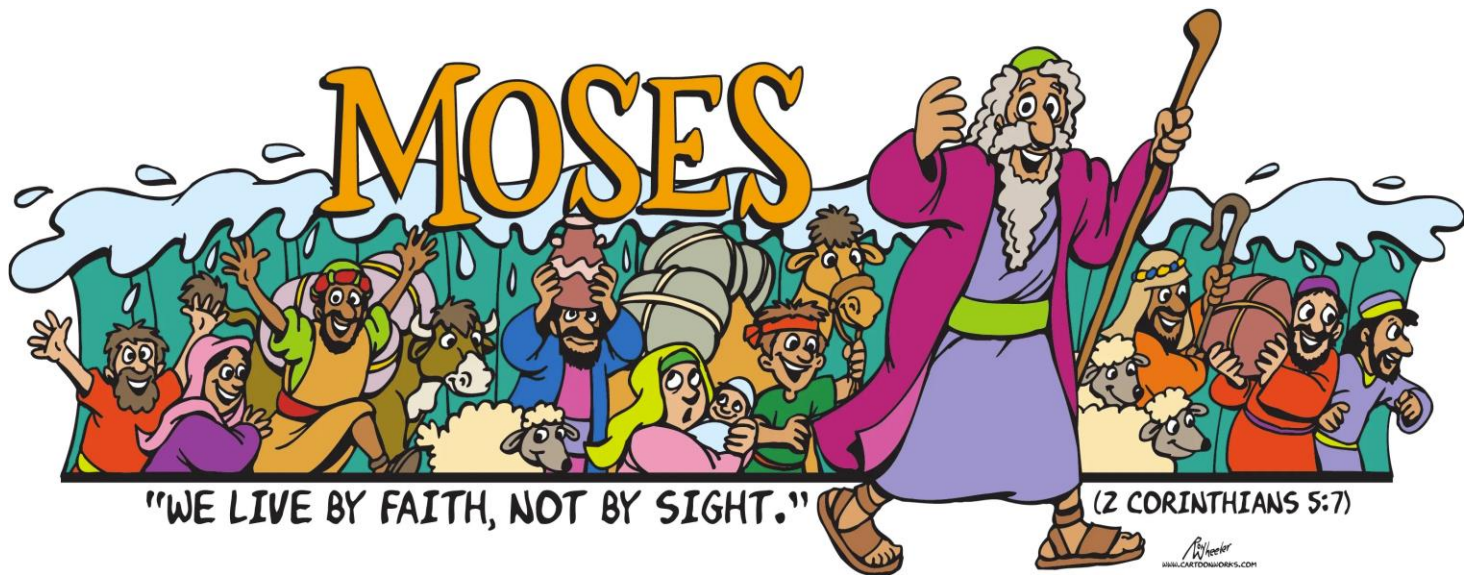
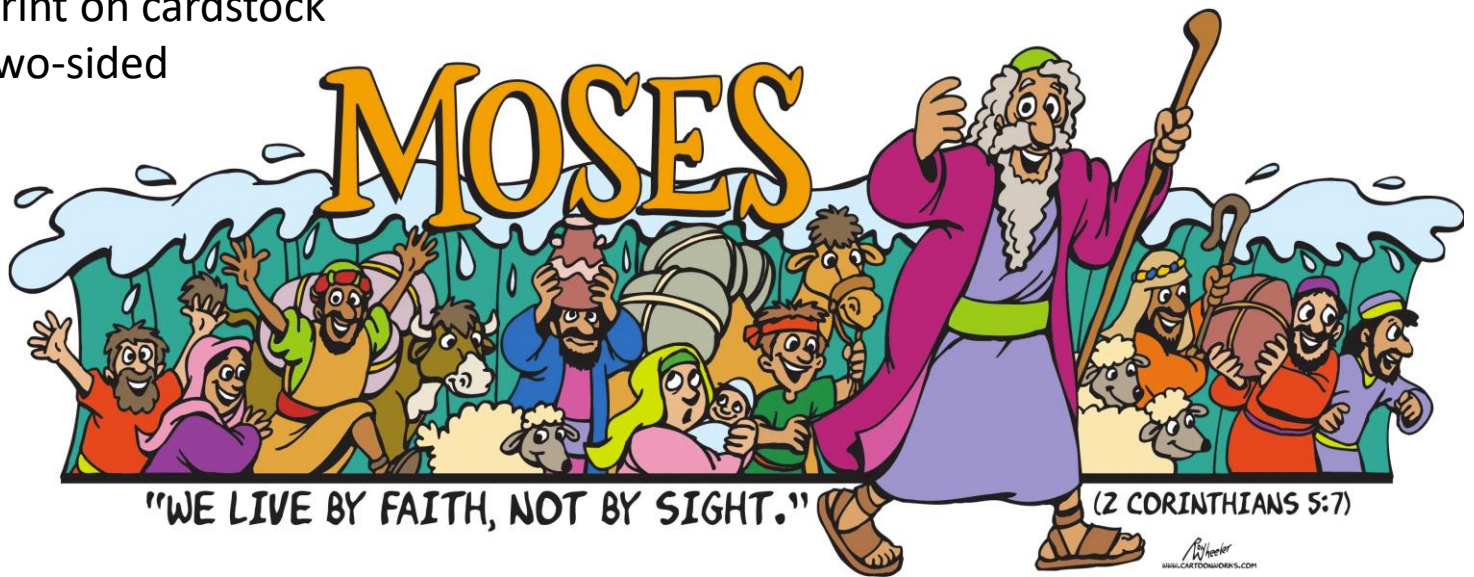




The Israelites worshipped  
God for the victory!  
Exodus 14-15



Print on cardstock  
two-sided



Sunday

# Week 17

## THANKFULNESS

### Thank You for Food



Play CD or DVD for worship.



Food And Water In The Desert Pg 100-101

Memory Verse: 1 John 5:3 This is love for God: to obey his commands.



As leader holds a basket of oyster crackers, say: **“Let’s pretend this is manna and we are the Israelites collecting our manna for the day.”** Each child will get a small Dixie cup. Pour out the oyster crackers on the table and have kids collect the crackers to fill their cups. Say **“God gave the people of Israel food every day and He’ll make sure you have food too.”**



Have kids act like birds and fly around like the quail that God provided for the Israelites. Play worship music in the background and even play freeze dance style!



Have kids repeat after you. **“Thank you God for making sure I have food each day. We love You. Amen!”**



**2/3’s:** Kids will color a quail & manna page.


**4/5’s:** Kids will build a bird airplane.  
(Kit from Amazon)





# God Provided Quail & Manna

Bible Pathway  
**Adventures**  
[www.biblepathwayadventures.com](http://www.biblepathwayadventures.com)





Sunday

Week 18

## FOLLOW THE RULES

### The Ten Commandments



Play CD or DVD for worship.



The Ten Commandments Pg 102-103

Memory Verse: 1 John 5:3 This is love for God: to obey his commands.



Play Follow the Leader with kids. Have the kids take turns being the leader



**“Because Adam and Eve had sinned by eating the fruit from the Tree of the Knowledge of Good and Evil, it brought sin into the world. God wanted everyone to know what was a bad choice and what was a good choice so He gave us the 10 Commandments. They tell us what God wants us to do. Jesus came and washed away our sins so we can be with God here on earth and in Heaven.”**



Have kids repeat after you. **“Thank You God for making it clear what You want us to do. Thank You for the Holy Spirit Who helps us to do the right thing and guides us away from bad choices. In Jesus name, amen!”**



**2's:** 10 Commandments color page.

**3-5's:** 10 Commandments pop-up craft.



# God gives the Ten Commandments.

Exodus 19:1—24:18




What is one rule that you follow every day? God gave us rules to help us know the best way to live. These rules are called the Ten Commandments.

# 10 Commandments Pop-up Example

## Instructions

1. Fold paper in half with the dashed lines showing and cut the dashed lines.
2. Unfold paper and push out the 1-inch cuts and fold along line to make a "box". You may need to fold the paper again to get the "box" to fold.
3. Have children glue the mountain in the background and the tablets to the "box" where it says, "Glue here."





Cut out each tablet individually.

### **THE 10 COMMANDMENTS**

1. Love God more than anything else.
2. Respect God's name.
3. Always put God first.
4. Rest on Sunday
5. Love and respect your parents.



6. Do Not steal.
7. Always faithful to your husband or wife.  
Never hurt anyone.
8. Do not lie.
9. Be happy with what you have and don't wish for other people's things.

### **THE 10 COMMANDMENTS**

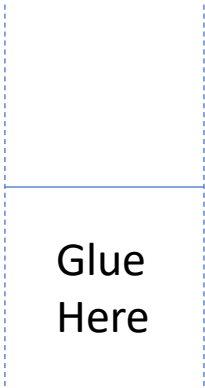
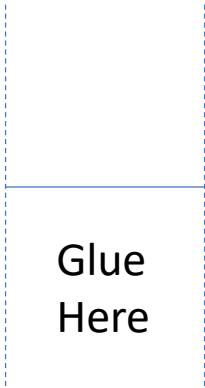
1. Love God more than anything else.
2. Respect God's name.
3. Always put God first.
4. Rest on Sunday
5. Love and respect your parents.

6. Do Not steal.
7. Always faithful to your husband or wife.  
Never hurt anyone.
8. Do not lie.
9. Be happy with what you have and don't wish for other people's things.

Children will color and glue this background.



Print onto blue cardstock. Fold paper in half, cut along dotted lines and push out the 1 inch cut outs. See example.





Sunday

# Week 19

## THE TABERNACLE

### Worshipping God



Play CD or DVD for worship.



A Place To Worship Pg 104-105

Memory Verse: 1 John 5:3 This is love for God: to obey his commands.



Talk with the kids about why we worship God and what are some ways we can worship Him.



**Now that the Israelites are free from Egypt and were given the 10 Commandments, God wanted to have a place for the people to worship Him. He told Moses to build a tabernacle for the tablets to stay in and a place for the people to worship. Every time the Israelites moved, they had to pack up the tabernacle and move it with them.** Talk with the kids about the different areas of the tabernacle and what you would do in each section.



Have kids repeat after you. **“Thank You God that we can worship You anytime and we are now the tabernacle where Jesus lives in us! We love You. In Jesus name, amen!**




**2's:** Tabernacle color page.


**3-5's:** Kids will glue temple paper to bottom of gift box. Glue cotton balls to box lid.  
See sample

# Moses Builds A Tabernacle





Print and cut out 1 per child. Ignore the yellow square. Print 2 pages per classroom uncut so that teachers can see where the items go.





Sunday

# Week 20

## FALSE IDOL

### Not Following God



Play CD or DVD for worship.



The Golden Calf Pg 106-107

Memory Verse: 1 John 5:3 This is love for God: to obey his commands.



Talk with the kids about what things can take our attention  
Video games, TV, sports, etc.



**The Israelites began to doubt God while waiting for Moses to come down off of the mountain with the 10 Commandments. So they took their jewelry and melted it down to make a golden calf to worship. We can do the same thing when we don't feel like God is doing what we want and start looking to other things to make us feel good. The Bible says God is a jealous God and wants us to only worship Him. He must be first in our lives. That is the only way to have true joy.**




Have kids repeat after you. **"Thank You God that You are the one true God. There are no other gods but You. I want to keep you first in my life. In Jesus name, amen!"**




**2's:** Golden calf color page.

**3-5's:** Glue Moses and words to page.



## **Commandments and the Golden Calf**

(Exodus 32:1-24)





A speech bubble with a tail pointing towards the top-left.

*We Worship*  
**ONLY God!**

A speech bubble with a tail pointing towards the top-left.

*We Worship*  
**ONLY God!**

A speech bubble with a tail pointing towards the bottom-right.

**We Worship**  
**ONLY God!**



Sunday

# Week 21

## GOD'S GLORY

### The Power Of God



Play CD or DVD for worship.



God Shows His Glory Pg 108-109

Memory Verse: Acts 16:31 Believe in the Lord Jesus, and you will be saved.



Have kids play follow the leader like the Israelites did in the dessert when they followed the pillar of cloud (God).



God told Moses He would lead the Israelites to the promise land. He did this by putting a pillar of cloud over the tabernacle. Whenever the cloud moved, the Israelites would follow it. We need to do the same things. It is important to listen to God and do the things He tells us to do.




Have kids repeat after you. **“Thank You God for guiding us through Your Holy Spirit and in Your Word the Bible as to what we are to do and when. Help us to be still and listen to Your instructions. In Jesus name, amen!”**



**2's:** Pillar of cloud color page.

**3-5's:** Moses in the desert maze.


God Leads The Israelites  
With a Cloud Exodus 33-34





# Desert Maze

Lead the Israelites through the desert maze.



Sunday

Week 22

## FORGIVEN

Aaron The Priest



Play CD or DVD for worship.



The Day Of Atonement Pg 110-111

Memory Verse: Acts 16:31 Believe in the Lord Jesus, and you will be saved.



Talk to the kids about how they had to ask for forgiveness before Jesus came. Talk about the High Priest breastplate and how each stone represented a tribe of Israel.



Aaron was Moses' brother and God made him the first priest. It was his job to make sacrifices for the people to God for forgiveness of their sins. Now, we have Jesus who is the perfect sacrifice (on the cross) and we don't have to sacrifice animals anymore. All we have to do is ask Jesus to forgive us and turn away from our sins (bad choices). Isn't that amazing!




Have kids repeat after you. **"Thank You God for forgiving my sins because of Jesus' death on the cross. Thank You Jesus for being the ultimate sacrifice for my sins on the cross. God, please forgive me for \_\_\_\_\_.**  
**In Jesus name, amen!"**



**2's:** Aaron the priest color page.

**3-5's:** Kids will color Aaron's head and glue it to paper bag. Then they will decorate breastplate (gold square) and stick gems on it.



Aaron Becomes The First Priest  
Leviticus 16

Print heads onto cardstock and cut them out.

